

WATERCOURSES

POND CONSTRUCTION AND DECORATION



OASE — PASSIONATE ABOUT WATER.



TAKE YOUR OUTDOOR SPACE TO A NEW LEVEL OF SENSORY ENJOYMENT

Although it's still a mystery why running water makes us feel calm, we can all agree there is something very special about the sound.

Imagine sitting by a small watercourse on a warm and sunny day. You breathe in deeply and feel the restora-

tive effect of nature and a sense of well-being. Then you begin to really enjoy that feeling of clear-headed calm that washes over you as you listen to the water gently cascading down the rocks.

Introducing OASE watercourses.

Watercourses and cascades can be installed in various ways to blend harmoniously into your landscape.

You can transform any garden into an attractive water garden. These preformed units can be used to perfectly suit any size or style of landscape.

What's more, with careful planting and landscaping, your features will seem as though they've been there all along.

By gently blending them into their surroundings, you will enjoy a vision that is entirely in keeping with nature.

MAKING YOUR WATERCOURSE IS QUICK AND EASY

OASE watercourse preformed elements are specifically designed to interconnect and form pleasing shapes. A natural appearance is guaranteed.

You'll also discover how effortless they are to work with. Each piece is lightweight and easy to move, while also being robust and strong. Your watercourse will be

assembled in no time and you will soon be enjoying your new environment.

Plus, they are made from high-quality fade-resistant materials which means your watercourse will continue to look realistic for years to come.

YOUR STEP-BY-STEP GUIDE

01

You can make a watercourse with or without a pond. The minimum you'll need is a simple water reservoir.

02

Here's a checklist of the items you'll need.

- A water reservoir or pond
- A pump. E.g. OASE AquaMax Classic or Premium
- A length of hose to connect the pump to the top element of your watercourse

03

Choose which element is going to be the top element of your watercourse. Each element has a pre-cut hole with a thread adapter. The resin just needs to be cut out with a knife.

04

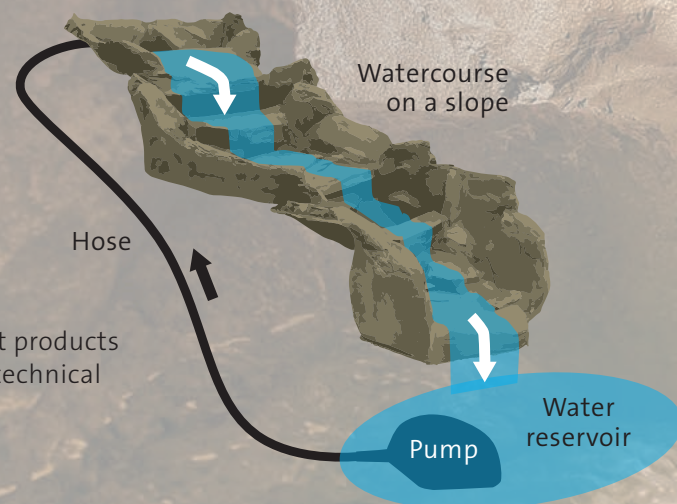
You'll also need a gentle slope on which to build your watercourse. Either a natural incline or you can create one.

Tip

The steeper the incline, the bigger the reservoir and the stronger the pump should be.

For further help and advice

Your local OASE stockist can help you choose the right products for your watercourse project. You can also find more technical information by visiting www.oase-livingwater.com



A craftsman with grey hair, wearing a blue protective suit and gloves, is focused on working on a large, rectangular rock formation. The rock has distinct horizontal layers and is mounted on a workbench. The craftsman is using a tool to carefully shape the rock. In the background, another person in a blue suit is working on a similar piece, and the workshop environment is visible with various tools and equipment.

HANDMADE BY CRAFTSMEN

Nature isn't made by machines and neither are these rock formations. They have been handmade by a team of experienced craftsmen.

For them, attention to detail and exacting standards are normal working practices. The end result is a product that looks as if it came from the natural world.



FINISHED BY HAND

Every piece is carefully finished by hand. Highly skilled technicians apply their craft to make sure each one looks as good as the real thing.



INSPECTED BY EYE

Decades of experience allow the craftsmen to spot a defect from the other side of the room. Every item is carefully inspected to ensure you get a high level of realism in your garden.

NIAGARA FALLS



33047

NIAGARA FALLS SPRING			
Item number	Description	Dimensions (L x W x H mm)	Weight (kg)
33047	Niagara Falls slate brown, spring	700 x 980 x 150	5
33048	Niagara Falls slate grey, spring	700 x 980 x 150	5



33049

NIAGARA FALLS OVERHANG			
Item number	Description	Dimensions (L x W x H mm)	Weight (kg)
33049	Niagara Falls slate brown, overhang	800 x 1,050 x 120	5
33057	Niagara Falls grey, overhang	800 x 1,050 x 120	5

COLOURS



SLATE BROWN



GREY



COMBINATION OF 33047 AND 33049





CAUCASUS




33058
FRONT VIEW

CAUCASUS			
Item number	Description	Dimensions (L x W x H mm)	Weight (kg)
33058	Caucasus slate brown	1,040 x 700 x 290	6
33059	Caucasus grey	1,040 x 700 x 290	6




33058
SIDE VIEW

COLOURS



SLATE BROWN



GREY

GRAND CANYON



33063



33065




33067

COLOURS



SLATE BROWN



GREY

GRAND CANYON			
Item number	Description	Dimensions (L x W x H mm)	Weight (kg)
33063	Grand Canyon slate brown, right	900 x 800 x 200	8
33064	Grand Canyon grey, right	900 x 800 x 200	8
33065	Grand Canyon slate brown, left	1,000 x 900 x 150	8
33066	Grand Canyon grey, left	1,000 x 900 x 150	8
33067	Grand Canyon slate brown, cliff	850 x 800 x 240	8
33068	Grand Canyon grey, cliff	850 x 800 x 240	8

COMBINATION OF 33063, 33065 AND 33067





STAUBBACH FALLS



33069



33072

STAUBBACH FALLS			
Item number	Description	Dimensions (L x W x H mm)	Weight (kg)
33069	Staubbach Falls slate brown, right	590 x 580 x 190	3
33071	Staubbach Falls grey, right	590 x 580 x 190	3
33072	Staubbach Falls slate brown, left	580 x 530 x 180	3
33073	Staubbach Falls grey, left	580 x 530 x 180	3


COMBINATION OF 33069 AND 33072



COLOURS



SLATE BROWN



GREY

HIMALAYA

HIMALAYA			
Item number	Description	Dimensions (L x W x H mm)	Weight (kg)
33074	Himalaya grey	1,100 x 800 x 400	10



33074
FRONT VIEW



33074
SIDE VIEW

COLOURS



VICTORIA FALLS

VICTORIA FALLS			
Item number	Description	Dimensions (L x W x H mm)	Weight (kg)
33075	Victoria Falls grey	950 x 630 x 300	10



33075
FRONT VIEW



33075
SIDE VIEW

COLOURS



COLCA CANYON



33076



33077



33078

COLCA CANYON			
Item number	Description	Dimensions (L x W x H mm)	Weight (kg)
33076	Colca Canyon slate green, spring	470 x 540 x 110	3
33077	Colca Canyon slate green, right	605 x 505 x 205	3
33078	Colca Canyon slate green, left	470 x 540 x 110	3

COMBINATION OF 33076, 33077 AND 33078



COLOURS





www.oase-livingwater.com

OASE GmbH

Post Box 20 69
48469 Hörstel
Germany
☎ +49 (0) 5454 80-0
☎ +49 (0) 5454 80-9253
✉ info@oase-livingwater.com

OASE S.A.

Avenue de la Marne
Parc du Molinel
Bât F – Rez de Chaussée
59290 Wasquehal
France
☎ +33 (0) 320 82 00 45
☎ +33 (0) 320 82 99 32
✉ info.fr@oase-livingwater.com

OASE Türkiye

Barbaros Mh.Ihlamur (Hasat sk) No:3
Uphill Towers B Blok D:55
34746 Atasehir/Istanbul
Turkey
☎ +90 (0) 216 688 14 60
☎ +90 (0) 216 688 14 57
✉ info.tr@oase-livingwater.com

OASE North America, Inc.

1727 Old Okeechobee Rd.
West Palm Beach
FL 33409
USA
☎ +1 (0) 800 365 3880
☎ +1 (0) 800 262 7339
✉ info.na@oase-livingwater.com

OASE (UK) LTD.

The Old Cart Shed
Apsley Barns
Andover
Hampshire SP11 6NA
United Kingdom
☎ +44 (0) 1256 896 886
☎ +44 (0) 1256 896 489
✉ enquiries@oase-livingwater.com

OASE ESPAÑA Casa Jardín S.L.U.

Ctra. Fuencarral 44
Edif 5 Loft 24
28108 Alcobendas
Madrid
Spain
☎ +34 (0) 91 499 07 29
☎ +34 (0) 91 666 56 87
✉ info.es@oase-livingwater.com

OASE Asia Pacific PTE Ltd.

7030 Ang Mo Ki Ave 5
#08-69
northstar@AMK
Singapore 569880
☎ +65 (0) 6337 2838
☎ +65 (0) 6337 6878
✉ info@oase-livingwater.com.sg

OASE Italia Srl

Via delle Industrie, 16
36050 Cartigliano (VI)
Italy
☎ +39 (0) 42 459 08 66
☎ +39 (0) 42 482 73 42
✉ info@edensrl.com

OASE B.V.

Postbus 1125
3860 BC Nijkerk
Belgium
☎ +31 (0) 900 246 22 10
☎ +31 (0) 800 023 01 86
✉ info.nl@oase-livingwater.com (NL)

OASE Kereskedelmi Kft

Hegyalja út 7-13
1016 Budapest
Hungary
☎ +361 (0) 393 50 40
☎ +361 (0) 393 50 41
✉ info.hu@oase-livingwater.com

OASE Middle East FZE

Dubai Airport Freezone
East Wing Building 1E Unit 202
P.O. Box 54966
Dubai, UAE
☎ +97 (0) 14 29 94 847
☎ +97 (0) 9 94 839
✉ uae@oase-livingwater.com

OASE Japan GK

Yokohama West Bldg. 2F
27-9 Kusunoki-cho, Nishi-ku
Yokohama-shi
kangawa 220-0003
Japan
☎ +81 (0) 45 594 8440
☎ +81 (0) 45 594 8441
✉ customer-service.jp@oase-livingwater.com

OASE B.V.B.A.

Dooren 107
1785 Merchtem
Belgium
☎ +32 (0) 52 48 47 60
☎ +32 (0) 52 48 47 61
✉ info.be@oase-livingwater.com (B)

OASE Spółka z o.o.

Al. Jerozolimskie 200 lok. 538
02-486 Warsaw
Poland
☎ +48 (0) 223 23 71 13
☎ +48 (0) 223 23 71 15
✉ info.pl@oase-livingwater.com

OASE China

No. 80 North Dongting Road
Taicang, Jiangsu
China
☎ +86 (0) 512 5371 9578
☎ +86 (0) 512 5371 9555
✉ weibo@oase-livingwater.cn

Discover OASE on:



The products are designed exclusively for the described purpose. We expressly state that descriptions in word and image do not constitute product specification in the sense of specifics owed under the contract. We expressly state that minor deviations of our products from the photographed products are not defects. With the publication of this catalogue, all older catalogue versions are invalid. Use of OASE image data is only permitted after obtaining our prior written consent, through OASE GmbH. RRP = Recommended Retail Price. Our General Terms and Conditions, which you can view and download at www.oase-livingwater.com, apply for all of our products.

61712/08-18 CG